



## AGENDA

### Infrastructure Task Force Ad Hoc Policy Committee

Wednesday, March 11, 2026

4:00 p.m.

Aurora Room

15151 E. Alameda Parkway

Aurora, CO 80012

Council Member Curtis Gardner, Chair  
Council Member Françoise Bergan, Member

Executive Staff: Laura Perry, Deputy City Manager  
Legal Staff: Jack Bajorek, Rachel Allen

#### **Public Participation Dialing Instructions**

Dial Access Number: 1-720-388-8447

Event Number: 377 126 458#

Join the Meeting

---

Pages

1. Call to Order
2. Approval of Minutes
  - 2.a No minutes to approve
3. Conflict of Interest Disclosure
4. New Items
  - 4.a Capital Project Needs – Community Feedback and Prioritization
5. Miscellaneous Items for Consideration
6. Confirm Next Meeting
  - 6.a Tuesday, April 28, 2026, 4:00 PM - 6:00 PM
7. Adjournment

2



# **Build Up AURORA**

*Care for What We Have  
Provide for What We Need*

## **Infrastructure Task Force Meeting**

**March 11, 2026**





- **Welcome**
- **Conflict of Interest Disclosure**
- **Capital Project Needs: Community Feedback and Prioritization**



# CONFLICT OF INTEREST DISCLOSURE

# 2026 ITF Process Overview



## Focus Area Meetings February 2026

- Transportation Infrastructure
- Public Safety
- Parks, Recreation and Open Space
- Libraries, Arts and Culture
- Other City Facilities
- **Focused on receiving specific project level feedback**




**City Council Winter Workshop  
(Feb. 7, 2026)**



## Continued Targeted Engagement March-April 2026

- Council Town Hall Meetings
- Citywide & Ward engagement
- Neighborhood and business engagement



**Infrastructure Task Force Meeting  
(March)**



## Recommendations April 2026

- Project prioritization
- Financial scenarios
- Bond package capital projects



**Infrastructure Task Force Meeting  
(April)**



**City Council Spring Workshop  
(May 9, 2026)**

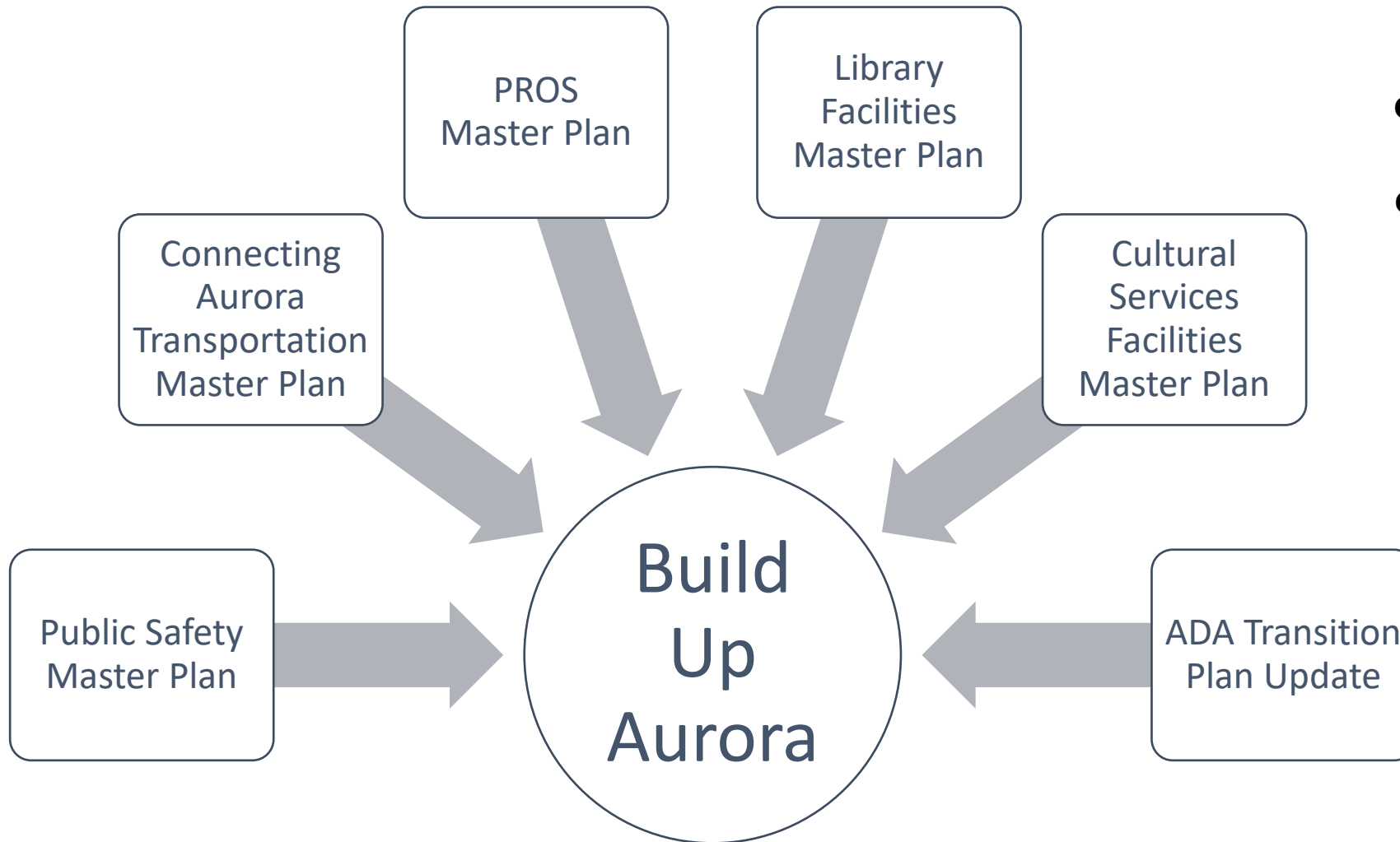


**City Council Process  
May - June 2026**

# Capital Master Planning Efforts



**City has undertaken comprehensive capital master planning efforts to evaluate the city's capital needs to enhance capital and financial planning.**



# 2025 Public Outreach Overview



## Top Concerns

Public Safety

Transportation  
Infrastructure

Parks and Recreation

Consistent across all data gathering platforms, three areas rise to the top.

# Draft 10-Year Capital Improvement Master Plan



**Transportation  
Infrastructure  
\$568.2M**

**Parks, Recreation and  
Open Space  
\$259.5M**

**Libraries, Arts and  
Culture  
\$57.1M**

**Other City Facilities  
\$231.3M**

**Public Safety  
\$882.7M**

**\$1.9 billion in capital needs  
identified in draft 10-Year Capital  
Improvement Master Plan**

**Consists of projects that exceed  
what the city can afford to  
complete in its annual budget**

# Ranking Roundup Public Outreach



## Outreach (Feb. 17 to March 1, 2026)

- **7 feedback sessions** (5 focus areas: Transportation Infrastructure; Public Safety; Parks, Recreation and Open Space; Libraries, Arts and Culture; and Other City Facilities)
- Nearly **150 in-person participants** and **500+ virtual participants** Ranking Roundup feedback sessions
- **100 direct interactions** with Community College of Aurora students and faculty at Foxy's Mobile Market event
- Hosted **pop-up open house** at Aurora Center for Active Adults
- **3,000 total webpage visits**



# 2026 Public Outreach Overview



## Top Themes

Infrastructure Updates  
"Fix What We Have"

Citywide Benefit

ADA Accessibility

Public Access to Services

Arts and Culture

Safety

**95% of participants felt that the project priorities presented reflect the community's needs**



# Transportation Infrastructure Capital Project Needs



Connecting People. Connecting Places.

## **CONNECTING AURORA**

OUR MULTIMODAL TRANSPORTATION MASTER PLAN

# Transportation Master Plan Input



**Draft final plan in review**



Connecting People. Connecting Places.  
**CONNECTING  
 AURORA**

OUR MULTIMODAL TRANSPORTATION MASTER PLAN



**800,000+**

Touchpoints with the community

**500**

Open house attendees

**2,500**

Survey responses  
 (offered in English, Spanish, Korean, Amharic, Vietnamese, Mandarin Chinese)

The transportation system the community wants to see will be:



# 2025 BUA Community Input



## Transportation Infrastructure

### Facilitated Conversations Results

- 59.6%** **What is a public project or repair you feel should have been completed already?**  
Participants shared transportation infrastructure ideas
- 41.3%** **How can the city of Aurora help you feel safer in your community?**  
Participants shared transportation infrastructure ideas

### Survey Results

- 14.4%** **What do you value most about your neighborhood or community?**  
Safe and maintained roadways
- 26%** **What would make you feel safer in your community?**  
Repairs to out-of-date roads and bridges
- 19.8%** Upgraded sidewalks to improve pedestrian safety
- 18.5%** Widening of city roads to increase street capacity and reduce traffic backups

### Total # of Resident Ideas

- 430**
- 148**
- 77**
- 67**

**What investments are needed?**  
Sidewalk improvements and better pedestrian crossings

Traffic calming and speed control (signals, signs, speed bumps, etc.)

**What's missing in your community?**  
More and better bike routes and bikeways

Roadway expansion and capacity improvements where congestion is severe

# Transportation Infrastructure

## 10-Year Capital Project Needs



Project Name	Estimated Cost*	Ward	Status
13th Ave Multimodal and Safety Improvements	\$25,000,000	I	Design (grant funded)
ADA Barrier Removal	\$38,200,000	All	Planning
Alameda Bridge over I-225	\$45,000,000	III	Design (grant funded)
Complete Streets Projects	\$17,000,000	I, II, IV, VI	Planning
Gun Club Road (Quincy to Aurora Pkwy) Multimodal and Safety Improvements	\$34,000,000	VI	Design (grant funded)
High Priority Missing Sidewalks	\$6,000,000	Multiple	Planning/prioritization
Intersection Safety & Traffic Calming	\$15,000,000	I, II, IV, VI	Partial design
Montview Blvd (Peoria St to Fitzsimons Pkwy) Multimodal Improvements	\$35,000,000	I	Design Complete
Northwest Aurora Alley Paving Program	\$36,000,000	I	Design/Construction
Peoria over Sand Creek Bridge Replacement	\$35,000,000	I	Design (grant funded)
SH 30/Gun Club/6 <sup>th</sup> Ave (Airport to Yale) Multimodal and Safety Improvements	\$168,000,000	II	Planning Study
Signal, Sign, and Marking Maintenance	\$8,000,000	All	Planning
Tower Road Extension	\$71,000,000	II	Concept
Tower Road Widening	\$13,000,000	II	Concept
Traffic Safety & Technology	\$22,000,000	All	Planning
<b>Total</b>	<b>\$568,200,000</b>		

\*Estimated project cost subject to change. Estimated costs represent total cost (not including land acquisition where applicable) and do not represent phasing options.

# Transportation Infrastructure Prioritization Feedback



## Participation

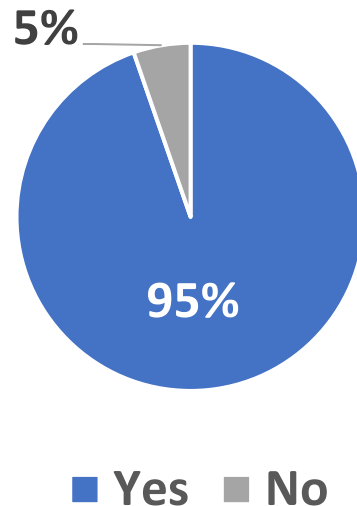
- 132 Survey Responses
- 18 participants in ranking and facilitation

## Key Themes:

- Road, intersection and pedestrian safety
- Multimodal access
- ADA and accessibility needs
- Bridge condition and replacement urgency
- Traffic congestion tied to the city's growth

## Community Alignment:

Do Projects Reflect Community Needs?



## Top Five Transportation Project Priorities

- Bridge Replacements
  - Alameda Bridge (Over I-225)
  - Peoria Bridge over Sand Creek
- Gun Club Road (Quincy to Aurora Parkway)
- Traffic Safety and Technology (Citywide)
- High Priority Missing Sidewalks
- Signal, Sign, Markings, and Lighting Maintenance

# Parks, Recreation and Open Space Capital Project Needs



# PROS Master Plan Input



**17,000+**

Touchpoints with the community

**18**

In-person engagement events and pop-ups

**1,000+**

Location-based comments

**1,500+**

Survey responses (offered in English, Spanish, Korean, Amharic, Vietnamese, Mandarin Chinese)



# 2025 BUA Community Input



## Parks, Recreation and Open Space

### Facilitated Conversations Results

40.2%

**What do you think defines a healthy community?**

Participants shared parks, recreation and open space ideas

51.7%

**Is there a need in your community to develop better quality of life through resources such as public access to drinkable water, open spaces, computer labs, internet, etc.?**

Participants shared parks, recreation and open space ideas

### Survey Results

19.5%

**What do you value most about your neighborhood or community?**

Parks and recreation services

15.6%

**What is currently missing from your community that improve your quality of life?**

More or larger parks or open space

14.8%

More or larger recreation facilities

### Total # of Resident Ideas

191

**What investments are needed?**

New or expanded recreation centers and facilities

186

More or larger parks and open space

364

**What's missing in your community?**

New or expanded recreation centers and facilities

243

More or larger parks and open space

# Parks, Recreation and Open Space

## 10-Year Capital Project Needs



Project Name	Estimated Cost*	Ward	Status
Aurora Center for Active Adults Renovation	\$5,000,000	III	Planning
Aurora Reservoir Renovations/Expansion	\$30,000,000	VI	Planning
Aurora Sports Park (Expansion)	\$20,000,000	II	Planning
Aurora Sports Park II (New)	TBD	TBD	Planning
Community Park Renovations Full	\$60,000,000	I, II, III	Planning
Master Planned Parks Construction	\$28,000,000	V, VI	Design
Neighborhood Park Renovations	\$28,000,000	All	Planning
New Northeast Aurora Recreation Center	\$50,000,000	II	Feasibility Study in 2026
Plains Conservation Center Improvements	\$35,000,000	II	Planning
Recreation Centers Facilities Improvements	\$3,500,000	All Centers	Planning
<b>Total</b>	<b>\$259,500,000</b>		

*\*Estimated project cost subject to change. Estimated costs represent total cost (not including land acquisition where applicable) and do not represent phasing options.*

# Parks, Recreation and Open Space Prioritization Feedback



## Participation

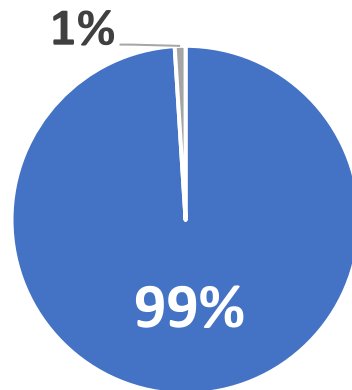
- 101 Survey Responses
- 43 participants in ranking and facilitation

## Key Themes:

- Northeast Aurora / recreation gap
- Aging infrastructure - fix existing
- City growth and demand
- "Communities thrive when you invest in them"

## Community Alignment:

Do Projects Reflect Community Needs?



■ Yes ■ No ■

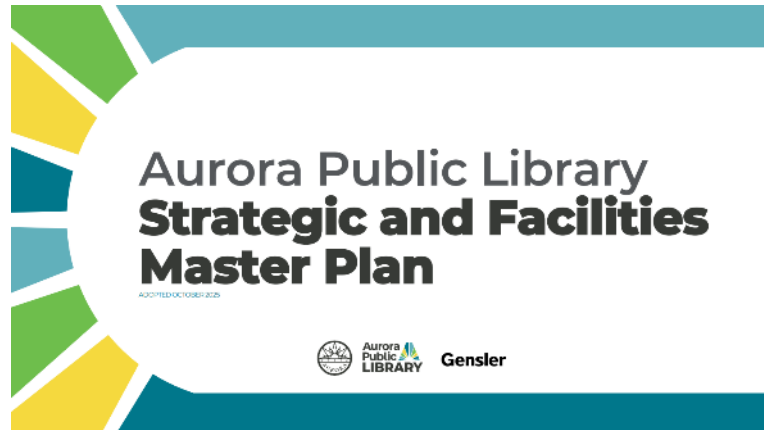
## Top Five PROS Project Priorities

- New Northeast Recreation Center
- Neighborhood Park Renovations (Citywide)
- Recreation Center Facility Improvements
- Aurora Reservoir Renovations/Expansion
- Aurora Center for Active Adults Renovation

# Libraries, Arts and Culture Capital Project Needs



# Library Master Plan Input



**2,700**

Community survey responses  
(offered in English and Spanish)

**90**

Full-time employees provided input



**3**

Workshops involving staff, library board and representation

**1**

Community/stakeholder meeting

# 2025 BUA Community Input



## Libraries, Arts and Culture

### Facilitated Conversations Results

49.2%

**What do you value most about your neighborhood or community?**

Participants shared arts, entertainment and library ideas

68.5%

**What is missing from your community right now?**

Participants shared arts, entertainment and library ideas



### Survey Results

13.8%

**What do you value most about your neighborhood or community?**

Libraries, arts and entertainment

15.5%

**What is currently missing from your community that would improve your quality of life?**

An arts or entertainment venue

11.4%

More or improved libraries

### Total # of Resident Ideas

76

**What investments are needed?**

New arts, entertainment and performance venues

51

More or improved library facilities

184

**What's missing in your community?**

New arts, entertainment and performance venues

89

More or improved library facilities

# Libraries, Arts and Culture

## 10-Year Capital Project Needs



Project Name**	Estimated Cost*	Ward	Status
Central Library Remodel	\$2,700,000	III	Planning
Hoffman Heights Library Remodel	\$1,300,000	I	Planning
Library Branch Facility Improvements	\$10,850,000	Multiple	Planning
Mission Viejo Library Remodel	\$800,000	V	Planning
Tallyn's Reach Library Remodel	\$1,400,000	VI	Planning
Aurora Fox Courtyard Activation	\$2,800,000	I	Planning
Bicentennial Arts Center (BAC) Vista Paddock Renovation	\$820,000	III	Planning
Cultural Facilities Improvements	\$10,500,000	Multiple	Planning
Fox Lobby Reconfiguration & Enhancement	\$1,950,000	I	Planning
Kiln Yard Expansion Bicentennial Arts Center (BAC)	\$1,200,000	III	Planning
Meadowood Gym and Lobby Conversion	\$4,800,000	V	Planning
New Northeast Aurora Library	\$18,000,000	II	Planning
<b>Total</b>	<b>\$57,120,000</b>		

\*Estimated project cost subject to change. Estimated costs represent total cost (not including land acquisition where applicable) and do not represent phasing options.

\*\* Arts and Entertainment Venue envisioned to be a private/public partnership and not 100% city financed.

# Library, Arts and Culture Prioritization Feedback



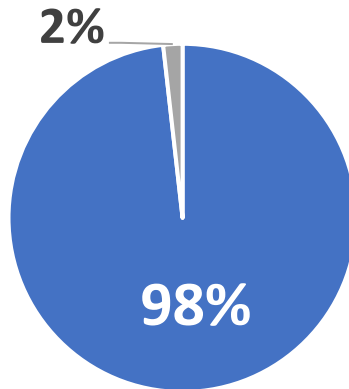
## Participation

- 112 Survey Responses
- 49 participants in ranking and facilitation

## Key Themes:

- General affirmation of priorities
- Libraries are essential community infrastructure
- Northeast Aurora growth needs
- Aging and deteriorating facilities
- Performing arts and cultural venue gap

## Community Alignment: Do Projects Reflect Community Needs?



■ Yes ■ No ■

## Top Five LAC Project Priorities

- Library Branch Facility Improvements
- Cultural Facilities Improvements
- Central Library Remodel
- New Northeast Aurora Library
- Aurora Fox Courtyard Activation

# Public Safety Capital Project Needs



# 2025 BUA Community Input



## Public Safety

### Facilitated Conversations Results

47.6%

**What do you think defines a healthy community?**

Participants shared public safety ideas

31.2%

**How can the city help you feel safer in your community?**

Participants shared public safety ideas



### Survey Results

16.9%

**What would make you feel safer in your community?**

Expanded and improved police training center and upgraded police stations

21.6%

**What do you value most about your neighborhood or community?**

Safety and security, including police and fire services

### Total # of Resident Ideas

80

**What investments are needed?**

Public safety staffing, response times and enforcement

43

Police and fire stations and coverage

124

**What's missing in your community?**

Public safety staffing, response and enforcement

77

Additional or upgraded police and fire stations and coverage

# Public Safety

## 10-Year Capital Project Needs



Project Name	Estimated Cost*	Ward	Status
Fire Station 19 (new)	\$22,300,000	VI	Planning
Fire Station 2 Remodel	\$6,100,000	I	Planning
Fire Station 8 Land Acquisition and New Station	\$17,700,000	III	Planning
Fire Station Facility Improvements	\$5,000,000	Various	Planning
Fire Station 3 Remodel	\$6,700,000	I	Planning
APD Facility Improvements	\$5,000,000	I, II, VI	Planning
APD Patrol District 4 Station and Land Acquisition	\$46,400,000	II	Planning
APD Training Complex	\$221,524,500	IV	Planning
Property and Evidence Campus and Land Acquisition	\$47,900,000	TBD	Planning
APD Headquarters Replacement	\$240,500,000	III	Planning
APD Special Operations Building and Land Acquisition	\$83,700,000	I	Planning
Aurora 911 Tallyn's Reach Facility Improvements	\$1,000,000	VI	Planning
IT Infrastructure, Phase I (Aurora911)	TBD	N/A	Planning
City-Owned Impound Lot and Support Buildings	\$59,220,500	TBD	Planning
Real-Time Operations Center, Phase 1 and Land Acquisition	\$119,700,000	TBD	Planning
<b>Total</b>	<b>\$882,745,000</b>		

\*Estimated project cost subject to change. Estimated costs represent total cost (not including land acquisition where applicable) and do not represent phasing options.

# Public Safety Prioritization Feedback



## Participation

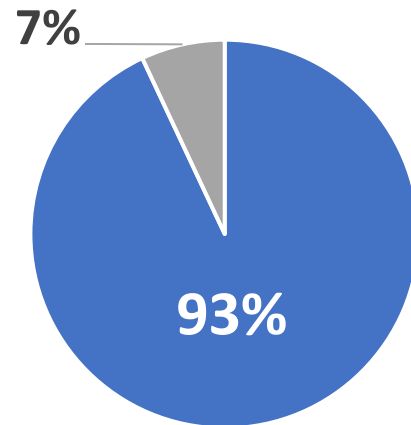
- 86 Survey Responses
- 33 participants in ranking and facilitation

## Key Themes:

- General affirmation of priorities
- 911 system – critical infrastructure
- Aging and deteriorating facilities
- Northeast Aurora growth needs
- Southeast Aurora fire response coverage

## Community Alignment:

Do Projects Reflect Community Needs?



■ Yes ■ No ■

## Top Five Public Safety Project Priorities

- Aurora911 Facility Improvements
- AFR Facility Improvements
- Aurora911 IT Infrastructure Resiliency
- AFR Station 19 (Southshore)
- APD District 4 Station

# Other City Facilities Capital Project Needs



# Other City Facilities

## 10-Year Capital Project Needs



Project Name	Estimated Cost*	Ward	Status
Aurora Municipal Court Facility Improvements	\$3,100,000	III	Planning
Court Entrance Security Upgrade	\$2,300,000	III	Design
Detention Center Facility Improvements	\$2,100,000	III	Planning
ADA City Facilities Improvements	TBD	All	Planning
Aurora Animal Shelter - Future Phase II Additional Shelter Space)	TBD	II	Concept
Aurora Day Resource Center Decommissioning	\$1,070,000	I	Planning
Aurora Municipal Center Rehabilitation	\$42,000,000	III	Planning
Aurora Regional Navigation Campus Capital Renewal	TBD	II	Planning
Central Facilities Expansion	\$36,000,000	III	Planning
Central Facilities Rehabilitation	\$23,000,000	III	Planning
Decommissioning/or Renovation (Old) Existing Animal Shelter	TBD	II	Planning
New Northeast Aurora Maintenance Campus	TBD	II	Concept
PW North Satellite Facility Expansion	\$23,000,000	II	Concept
PW North Satellite Facility Rehabilitation	\$9,300,000	II	Planning
South Satellite Facility Renovation	\$9,400,000	V	Planning
Southeast Aurora Maintenance Campus (Phase II Expansion)	\$80,000,000	VI	Planning
<b>Total</b>	<b>\$231,270,000</b>		

\*Estimated project cost subject to change. Estimated costs represent total cost (not including land acquisition where applicable) and do not represent phasing options.

# Other City Facilities Prioritization Feedback



## Participation

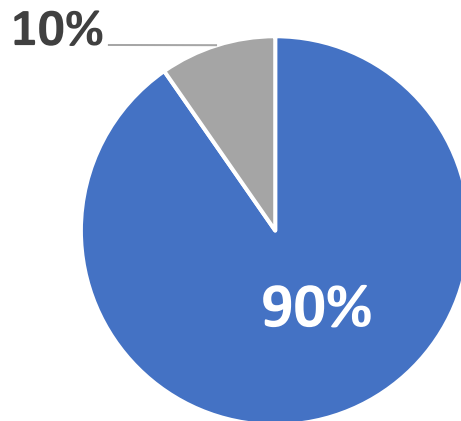
- 93 Survey Responses
- 11 participants in ranking and facilitation

## Key Themes:

- General affirmation of priorities
- ADA compliance is critical
- Aurora Animal Shelter – space needs
- Aging facilities and deferred maintenance
- Security and public safety

## Community Alignment:

Do Projects Reflect Community Needs?



■ Yes ■ No ■

## Top Five Other City Facilities Project Priorities

- ADA City Facilities Improvements
- Aurora Animal Shelter (Future Phase II)
- Aurora Municipal Court Entrance Security Upgrade
- Detention Center Facility Improvements
- Aurora Municipal Center Rehabilitation

# Capital Project Prioritization: Community Informed and Technically Sound



**Community  
Value**

**Project  
Readiness**

**Cost and  
Leverage**

**Asset  
Preservation**

**Prioritization of capital project needs help ensure capital resources are invested responsibly, focusing first on projects that:**

- **Deliver the greatest public benefit**
- **Are ready to move forward**
- **Address the most critical needs**
- **Plan thoughtfully for future city needs**

# Capital Project Prioritization: Community Informed and Technically Sound



- Positioned to be delivered successfully within six years.
- Well-defined scope and cost estimate

## Project Readiness

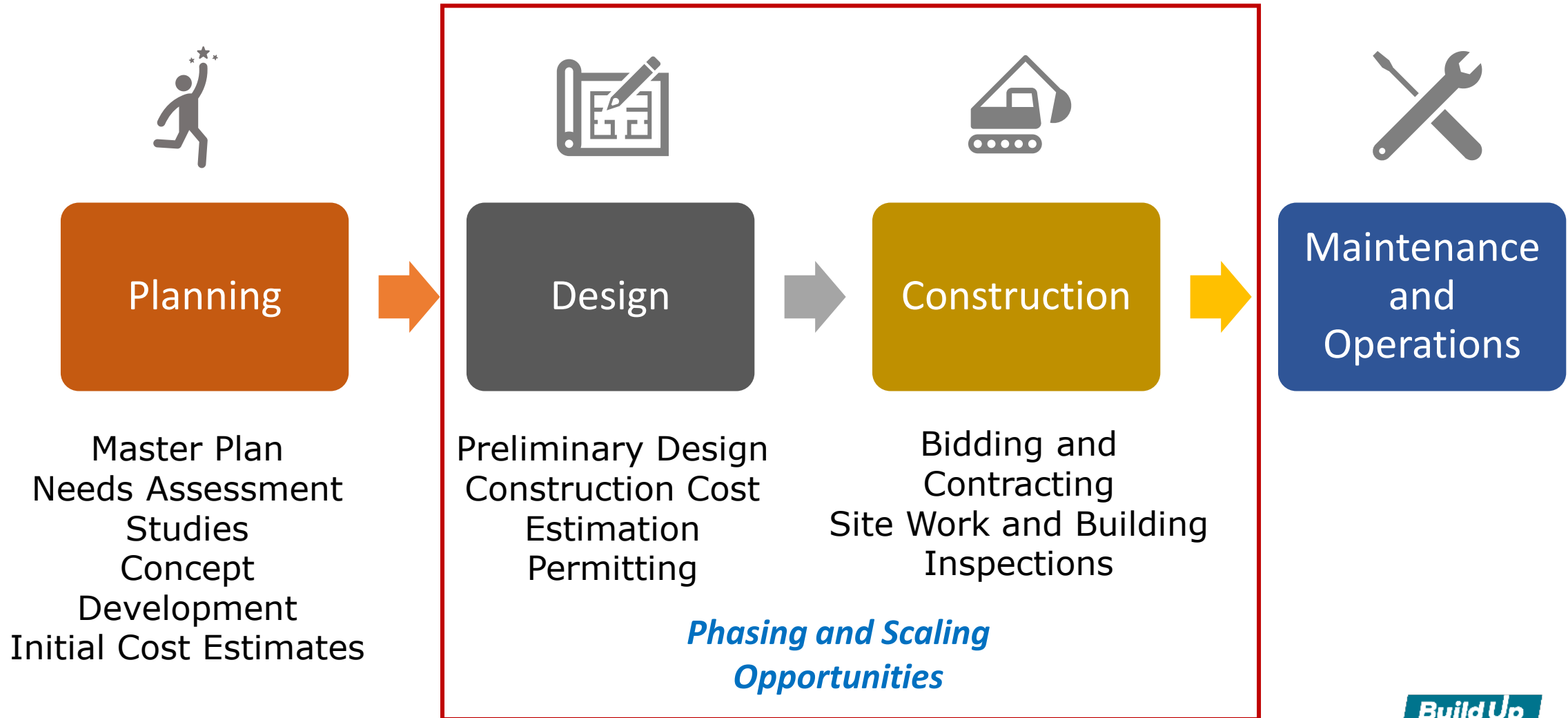
## Cost and Leverage

- Funding leverage (grants, partnerships, and other capital revenue sources)
- Manageable risk
- Operating costs and affordability
- Phasing/scaling opportunities

- Maintains, rehabilitates, or replaces aging infrastructure
- Reduces the risk of failure
- Extends the asset's useful life

## Asset Preservation

# The Life of a Capital Project





# How Cities Fund Capital Projects

## Pay-As-You-Go

- Annual Capital Projects Fund
- Capital Impact Fees
- Other “one-time” funding

## Multi-Year Financing

- General Obligation Bonds
- Revenue Bonds
- Certificates of Participation (COPs) and Capital Leases
- Private Placements/Bank Loans
- Special Assessment Obligations

## Grants & Partnerships

- Federal, State, Foundations
- Infrastructure Bill
- DRCOG TIP
- Partnership Opportunities



# FEEDBACK AND DISCUSSION



**Tuesday, April 28, 2026**

## **Final Infrastructure Task Force Meeting**

- Bond and Financial Scenarios
- Recommendations

**Recommendations will be presented at City Council  
May 9<sup>th</sup> Spring Workshop**



# APPENDIX

# Resident Feedback Themes



Overall Top Mentioned themes

