



FACT SHEET

2019

CITY OF AURORA

PLANNING & DEVELOPMENT SERVICES | DATA SERVICES
15151 E. Alameda Parkway, Aurora, CO 80012

Source: U.S. Census Bureau, Census 2010 SF 1. Esri forecasts for 2018 and 2023
Esri-converted Census 2000 data into 2010 geography.

Other sources noted as below:

* American Community Survey 2013-2017 5-Year Estimates

** Planning & Development Services, Public Works, Parks Recreation & Open Space

*** State of Colorado, Department of Labor and Employment June 2019

Revised June, 2019

CITY GOVERNMENT**

Council City Manager form of government • 11 Elected Council Members

- 1 • Mayor
- 6 • Council Ward Reps
- 4 • At-Large Members

- Municipal Parks • 97
- Municipal Golf Courses • 5
- Public Libraries • 6
- Recreation Centers • 6

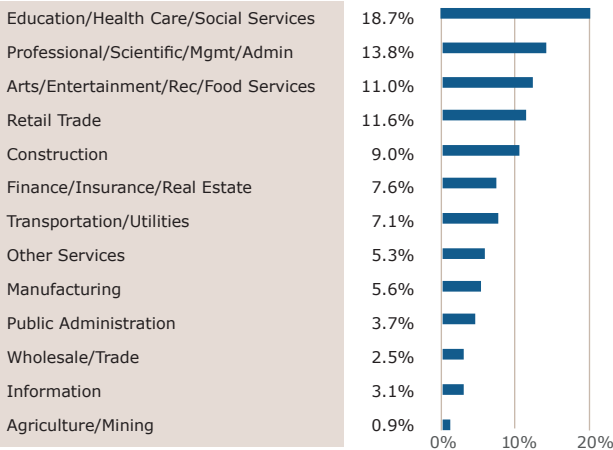


ECONOMY

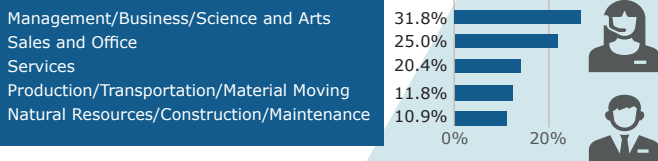


- Employed Persons Living in Aurora age 16+ **182,035***
- People working in Aurora **190,859*****
- Census Unemployment Rate 16+ years old **6.0%***
- CDLE Aurora Unemployment Rate **3.4%*****

INDUSTRY BREAKDOWN BY %



OCCUPATION BREAKDOWN BY %



PHYSICAL FEATURES**



CITY AREA • 160.53 square miles (2nd Largest in CO)

OFFICIAL CITY ELEVATION • 5,435 feet

HIGHEST ELEVATION • 6,229 feet

1/4 mi. north of Inspiration Drive & Antelope Trail

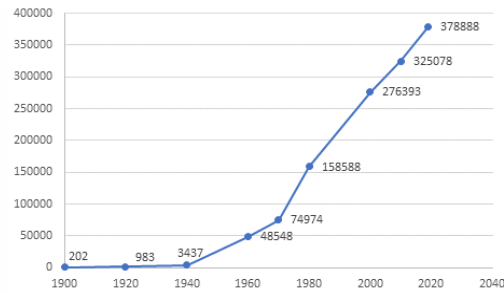
LOWEST ELEVATION • 5,285 feet

Sand Creek Waste Water Reclamation Facility

LATITUDE • 39° 41' 45" N (39.695833°),

LONGITUDE • 104° 48' 29" W (-104.808056°)

POPULATION



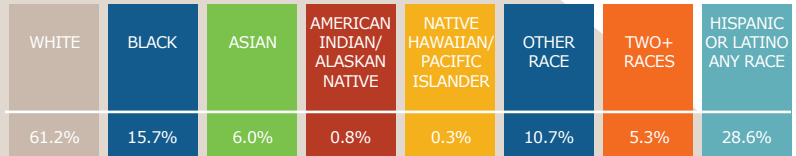
54th largest city in U.S

• Population – **378,888****

• Median age – **34.2***

• Annual Growth Rate (2017-2018) **1.27%*****

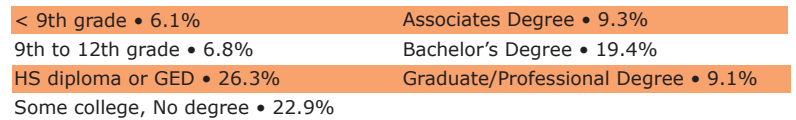
RACE AND ETHNICITY BREAKDOWN



Foreign Born **19.8%***

EDUCATIONAL ATTAINMENT

25+ years or older



HOUSING AND INCOME

Average Household Size • 2.69

Number of Dwelling Units • 143,544

Housing Tenure • Owner • 57.6% • Renter • 42.4% • Vacant • 4.4%

Type of Housing • Single Family Detached Dwellings • 50.9%*

• Single Family Attached & Duplex Dwellings • 11.4%*

• Multi-Family Dwellings • 35.9%*

• Mobile Homes/Group Homes • 1.8%*

Median Home Value \$231,000*

Median Monthly Gross Rent \$1,163*

Median Household Income \$58,343*

Median Per Capita Income \$27,077

Poverty Status 15.3%*

TRANSPORTATION TO WORK

