

CITIZENS' WATER ADVISORY COMMITTEE (CWAC) AGENDA

July 14, 2020, 6:00 p.m.

Webex

Public Participation through call in number (listen only)

1-720-650-7664

Access code: 146 844 3648 # (no participant code)

Password CskFbCCd

Members: Janet Marlow-Chair, Tom Coker-Vice Chair, Angie Binder, Jay Campbell, Richard Eason,
William Gondrez, David Patterson

- | | | |
|--|--|-----------|
| 1. Approval of Minutes June 9, 2020 | Chair | 6:00 p.m. |
| 2. Introductions/Public Invited to be Heard | Chair | 6:05 p.m. |
| 3. New/Old Business | Chair | 6:10 p.m. |
| 4. Communications Update | Greg Baker | 6:15 p.m. |
| 5. 2020 Legislative Update | Kathy Kitzmann | 6:20 p.m. |
| 6. 2021 Preliminary Budget | Jo Ann Giddings/
Gail Thrasher /
Armando Aranda Perozo | 6:50 p.m. |
| 7. Review Follow-Up Questions Generated at this Meeting | Chair | 7:20 p.m. |
| 8. Discussion of Water Policy Committee Quarterly Report | Chair | 7:25 p.m. |
| 9. Confirm Next Meeting – Tuesday, August 11, 2020 | Chair | 7:30 p.m. |
| 10. Adjourn | Chair | 7:35 p.m. |

This
Page
Is
Intentionally
Left
Blank

CITIZENS' WATER ADVISORY COMMITTEE (CWAC) MINUTES

June 9, 2020 6:00 pm

Public Participation through call in number (listen only)

1-720-650-7664

Access code: 961 741 965# (no participant code)

Members Present: Janet Marlow (Chair), Tom Coker (Vice Chair), Jay Campbell, Don Langley, Richard Eason, David Patterson, William Gondrez

Excused Absence: There were no absences

Staff Present: Marshall Brown, Elizabeth Roberts, Sean Lieske, Tim York, Greg Baker, Sandy Moore

Visitors Present: Andrea Long called into the meeting.

The meeting was called to order at 6:02 p.m.

1. Approval of Minutes – May 12, 2020

A motion was made to approve the minutes for the meeting of May 12th. The May 12, 2020 minutes were approved.

2. Introductions/Public Invited to be Heard

There were none.

3. New/Old Business

G. Baker mentioned the Water Policy Committee meeting scheduled July 1st.

4. Communications Update

G. Baker announced the cancellation of the Annual Chemical Roundup on September 12th due to social distancing concerns. In lieu of the Roundup, Aurora Water will expand its curbside pickup and will reduce the partisan fee associated this service. Public Relations staff will also increase outreach on options for disposing of common items, including PaintCare Colorado for recycling leftover paint, and used oil drop off sites. S. Lieske explained, by using a portion of the allocated funds from the Chemical Roundup, the current contract would be extended to March 2021 for the Curb Side Program. A reduction in the cost to the customer from twenty (\$20) dollars to ten (\$10)

dollars will also be implemented. He hoped the program will be approved and running by July 1st.

5. Polyfluorinated Compound (PFAS) Update

S. Lieske presented and reviewed a general background relating to the class Per and Polyfluoroalkyl Substances (PFAS) of over four hundred fifty (450) specific man made forever chemicals. He provided an update on both the state and federal legislative efforts and detailed concerns with these actions from the water and wastewater perspectives.

S. Lieske said, the chemicals specifically, Perfluorooctanoic Acid (PFOA) and Perfluorooctane Sulfate (PFOS) and Polyfluoroalkyl Substances are emerging contaminants of concern that have been used in a variety consumer products for years. Products such as Teflon. Firefighting foams are particularly difficult to break down due to the resistance of high temperatures. Recent studies are surfacing that point to the toxicity of these compounds related to carcinogenicity and concerns for mothers during pregnancy. In addition, the compounds are being discovered in a variety of water sources around the country. Trace amounts have been found in the blood samples of the general public and population. U.S. Military Installations have been known to have areas of large blooms of contamination due to firefighting activities. In response to the risks associated with these compounds, legislation has been introduced at both the Federal and State level aimed at regulating these compounds.

S. Lieske explained there are efforts by the State of Colorado to address these issues and specified HB20-1119 and Colorado State Policy 20-1, which is part of the Clean Water Act. Several options for treating the water include Granular Activated Carbon, Reverse Osmosis and Ion Exchange, but all would require large capital expenditures and would be expensive to maintain for a variety of reasons. The ground and drinking sources water for Aurora have been tested and results are below the EPA Health Advisory. The Binney Treatment Plant is able to treat many of these compounds, but our other treatment facilities are not.

Buckley Air Force Base has found high levels of the PFAS chemicals in groundwater samples obtained from below the base itself. They are studying how to remove the chemicals and will be testing an area north of the base.

D. Eason questioned, if there are concerns with the CAPSTC (City of Aurora Public Safety Training Center Fire and Police) location and the chemicals used, AFFF (Aqueous film forming foam), being so close to Aurora Reservoir?

S. Lieske replied, the chemicals have not been in used at the facility.

D. Eason said, parts per trillion is a pretty darn small number, asking at what rate can the chemicals be detected?

S. Lieske said, the testing can detect (five) 5 to (ten) 10 parts per trillion.

D. Langley questioned if the water going to the Binney Treatment Plant was being tested before it reaches the plant for PFOA (Perfluorooctanoic Acid) and PFOS (Perfluorooctane Sulfate).

M. Brown said, there have been trace amounts of PFOA (Perfluorooctanoic Acid) and PFOS (Perfluorooctane Sulfate) detected in the source water at the Binney Treatment Plant. They are addressing the issues and the chemicals are not leaving the plant. Testing has been done at Wemlinger and Griswold Treatment Plants and have not detected the chemicals.

S. Lieske said Aurora Water supports efforts and programs to rid the contaminants.

6. Water Conservation Programs & Annual Report

T. York provided the members with an overview of Aurora Water's Conservation programs. This included an update reflecting the water savings for 2019 indoor programs and 2018 outdoor programs. The Staff presented highlights of the 2019 programs as well as an update on upcoming changes for 2020. Tim York further explained the documents reflecting the data on each specific program. The presentation itself focused on overall numbers, touching on specific highlights and points of interest.

T. York reviewed the first water restrictions going back to the early 1950's and the growth of Aurora's conservation effort over time. For 2020, due to the hiring freeze related to the COVID pandemic, many seasonal positions, some of which are being back filled with staff from other departments. He reviewed the low-income programs that are available to residents, including the Low-Income Water Efficiency Program (LIWEP) and the GreatScapes Landscape program. The Greatscapes Program is based on income qualifications. He explained, the current landscape is removed and new water saving landscape is installed free of charge, stating there are also education opportunities. The goal is for the resident to be engaged and maintain the landscape.

Water Use Assessments are free to the customer and are very informative and educational. The Outside Water Assessment Program has been modified due to COVID-19. The Toilet Rebate Program has been revised to promote the use of 0.8 gallon per flush toilets. For the Water-wise Landscape Rebate Program, turf from either the front or side yard (if visible to the public) is replaced with low-water use plant material to increase water efficiency. Irrigation parts are eligible for rebates when older irrigation systems are upgraded to a newer type of systems it brings them up to current standards. Commercial and multifamily properties are also eligible for many of these programs. Rebates are also offered Rains Sensors, Smart Controllers. The Smart Controller Rebate Program has been a success for both the residential and commercial users. The Water-wise Landscape Design program is a separate program consisting of a free two (2) hour session with a landscape designer, in both residential and commercial. There are multiple Community Gardens growing fruits and vegetables within the city. The Waterwise Garden has six (6) acres currently in use and is where The Memorial Garden is located.

T. York explained that Water Management Plan enforcement is also part of Water Conservation's charge. Water Monitors look for noncompliance issues and respond to reported issues. Conservation also reviews irrigation plans and comments on landscape proposals for new development. Newly built homes can have a rebate for water wise installation, with no grass in front area. The tap fee is lessened by conservation efforts to use less water. There have been major changes in landscape construction and design. Native grasses and plants can greatly reduce water

use. He recognized Natalie Kirton- Brower's efforts supporting education efforts within the Outreach and Education Programs. The Know Your Flow program educates customers and also offers a rebate. There are various programs with large user program offering education. Conservation efforts in general are cheap, saving what we already have.

J. Campbell asked for information of the Fitzsimons area, referencing the Outdoor Program Map.

T. York requested J. Campbell send him an email and he would look into it and get back with him.

G. Baker said, the Conservation Team tracks the numbers for usage and savings, and this type of tracking is a tool used within water requisitions.

7. Review Follow-Up Questions at this Meeting

There were no follow up questions.

J. Marlow announced Don Langley's departure, he is moving out of the area and thanked Don Langley for his knowledge and time on the committee.

G. Baker thanked Don Langley for his expertise and his time on the committee.

D. Langley thanked the committee for the experience and the staff for being so welcoming.

M. Brown thanked Don Langley for being a part of the committee throughout the years.

8. Confirm Next Meeting

The next regular meeting will be held Tuesday, July14, 2020, remotely via WebEx.

9. Adjourn

The meeting was adjourned at 7:39 p.m.

Janet Marlow, Chair
Citizens' Water Advisory Committee
ADOPTED: _____

Submitted by: Sandy Moore
Administrative Specialist, Aurora


MEMORANDUM




City of Aurora

Worth Discovering • auroragov.org

To: Citizens' Water Advisory Committee

Through: Marshall P. Brown, Director, Aurora Water
Alex Davis, Deputy Director of Water Resources 

From: Kathy Kitzmann, Water Resources Principal 

Date: July 14, 2020

Subject: State Legislative Update

The purpose of this memo and presentation is to provide an update on 2020 State legislative efforts by the Aurora Water. The second regular session of the 72nd Colorado General Assembly convened on January 8 and adjourned on June 15 after an unexpected 10-week hiatus due to the COVID-19 pandemic. Despite a disrupted session, the legislature introduced 651 bills compared to 598 last year. Aurora Water reviewed 59 introduced bills plus one draft bill of interest.

Aurora Water supported 15 bills that were beneficial to protect, maintain, and develop Aurora's water, sewer, and storm water systems for today and the future. Aurora Water opposed 10 bills that may impair the ability for Aurora to perform its mission and worked to amend two of the opposed bills in a favorable manner. The remaining 35 bills were monitored for any potential amendment that may have significantly changed the bill as introduced. More than half of the bills reviewed failed with only 27 of the 60 being enacted. Attached legislative tracking sheet has more details and links to the individual bills. Following are a few highlighted bills:

Instream Flows

There were three instream flow bills, HB20-1037, HB20-1157, and HB20-1159 which passed through this year's legislature. Instream flow means any water or water rights appropriated by the Colorado Water Conservation Board for preservation of the natural environment to a reasonable degree, or any water, water rights or interests in water acquired by the Board for preservation or improvement of the natural environment to a reasonable degree. Instream flows can be flows between specific points on a stream and natural surface levels or volumes for natural lakes. The instream flow bills were a carryover from last year's session with stakeholders working on refinement over the interim for easy passage this session.

HB20-1037 Augmentation of Instream Flows. The bill authorizes the CWCB to augment stream flows with water that has been previously decreed for augmentation, without requiring a further change of water rights. (Aurora Water position – monitor)

HB20-1157 Loaned Water for Instream Flows to Improve Environment. The bill expands the allowable use of loaned water in the Instream Flow Program by increasing the number of years within a ten-year period that a renewable loan may be exercised from three to five, allows a loan to be renewed by the State Engineer in the DNR for up to two additional ten-year periods; and expands the CWCB's ability to use

loaned water to not only preserve but improve the natural environment to a reasonable degree. (Aurora Water position – oppose if asked)

HB20-1271 State Engineer Confirm Existing Use Instream Flow. Under current law, any instream flow appropriation is subject to uses and exchanges by other water users that existed prior to the instream flow appropriation. The bill requires that when a claim of preexisting use is asserted, the State Engineer must confirm the extent of the claim and a water user may seek a water court confirmation of the preexisting use. (Aurora Water position – monitor)

HB20-1215 Sunset Water Wastewater Facility Operators Certification Board

This bill was a regularly scheduled sunset review bill. The bill continues the Water and Wastewater Facility Operators Certification Board (Board) through September 1, 2031 as it was scheduled to repeal on September 1, 2020. The introduced bill included a revision that would have removed an exemption for construction dewatering activities that use passive treatment and occur for less than a year. Aurora Water supported the continuance of the Board but opposed the revision and worked to amend favorably. The bill sponsors agreed to an amendment replacing the excluded language. (Aurora Water position – oppose unless amended / monitor as amended)

SB20-201 Species Conservation Trust Fund Projects

The bill authorizes expenditures of \$1.5 million from the Species Conservation Trust Fund for four areas: Native Terrestrial Wildlife Conservation, Native Aquatic Wildlife Conservation, Platte River Recovery Implementation Program (Program), and Selenium Management and Research. Initially the bill authorized \$4 million but the funding authorization was reduced after the change of economic circumstances and new state budget projections. The Platte River Recovery Implementation Program was initially fully funded at \$1.9 million but reduced to \$670,000. Aurora Water and other water users depend upon the Program for Endangered Species Act compliance which has financial reserves to cover the funding in an emergency year. (Aurora Water position – actively support)

HB20-1412 COVID-19 Utility Bill Payment-Related Assistance

The bill allocated \$10 million of the federal CARES Act funding to the Colorado Energy Office to provide direct utility bill payment assistance to households facing economic hardship due to the COVID-19 pandemic through its non-profit partner, Energy Outreach Colorado. Unfortunately, the “utility bill payment assistance” did not include water service bills. There was an effort to amend, however the Colorado Energy Office was not in favor of amending in the abbreviated session. The Colorado Energy Office has committed to working with water providers over the interim to potentially improve means of providing low-income assistance for water services. (Aurora Water position – monitor)

proposed Establish State Dredge & Fill Permit Program

The federal definition of “Waters of the United States” (WOTUS) is evolving and specifies which waters and wetlands would need federal permits for dredge & fill activities. The current federal administration finalized the 2020 WOTUS rule altering and clarifying previous definitions. The Colorado Department of Public Health and Environment – Water Quality Control Division (CDPHE) is concerned of the “gap

waters”, waters that are covered under the previous 2008 WOTUS guidance but not covered under the new 2020 WOTUS Rule.

During the last few weeks of the reconvened legislative session, CDPHE proposed an *Establish State Dredge & Fill Permit Program* bill with the intention to permit activities in “gap waters”. The proposed program was controversial across the state and lacked clarity on which waters the state would be permitting, possibly resulting in dual permitting or conflicting federal and state permits. The regulated community, water providers and other industries successfully advocated that the proposed bill not be introduced in the abbreviated session. The proposed program was recognized as being complex and needing a robust stakeholder process with understanding of costs and benefits of doing such a program. To complicate things further, the 2020 WOTUS Rule is now in effect in 49 states. The State of Colorado was granted a preliminary injunction with 2008 WOTUS guidance currently governing here, Discussions on the proposed program and refinement of legislation is expected over the interim for potential introduction of a State Dredge & Fill Permit Program bill next session.

Attachment: Aurora Water Legislative Tracking Matrix 2020

This
Page
Is
Intentionally
Left
Blank

2020 Aurora Water State Legislation Tracking Matrix

BILL NUMBER	BILL TITLE	AURORA WATER	LAST LEGISLATIVE ACTION
SB20-153	Water Resource Financing Enterprise	Actively Oppose	2/13/2020 Senate Committee on Ag & Natural Resources Postpone Indefinitely
HB20-1308	Nonsubstantive Emails And Open Meetings Law	Actively Support	5/28/2020 House Second Reading Laid Over to 12/31/2020 - No Amendments
SB20-201	Species Conservation Trust Fund Projects	Actively Support	6/29/2020 Governor Signed
HB20-1215	Sunset Water Wastewater Facility Operators Certification Board	Amended - Monitor	6/29/2020 Sent to Governor
SB20-065	Limit Mobile Electronic Devices While Driving	Amended - Monitor	5/27/2020 House Committee on Transport & Local Govmnt Postpone Indefinitely
HB20-1037	Augmentation of Instream Flow	Monitor	3/24/2020 Governor Signed
HB20-1042	PFAS Polyfluoroalkyl Substances Manufacturer Notice Requirements	Monitor	3/24/2020 Governor Signed
HB20-1045	Energy Efficiency Improvement Programs Funding	Monitor	3/2/2020 House Committee on Energy & Environment Postpone Indefinitely
HB20-1070	Local Government Liable Fracking Ban Oil And Gas Moratorium	Monitor	1/27/2020 House Committee on Energy & Environment Postpone Indefinitely
HB20-1094	Repeal Fee Cap On-site Wastewater Treatment System	Monitor	3/11/2020 Governor Signed
HB20-1095	Local Governments Water Elements In Master Plans	Monitor	3/24/2020 Governor Signed
HB20-1119	State Government Regulation Of Perfluoroalkyl And Polyfluoroalkyl Substances	Monitor	6/29/2020 Governor Signed
HB20-1126	Local Control Approvals Oil And Gas Applications	Monitor	3/2/2020 House Committee on Energy & Environment Postpone Indefinitely
HB20-1143	Environmental Justice And Projects Increase Environmental Fines	Monitor	6/29/2020 Sent to Governor
HB20-1146	Conservation Easement Transparency	Monitor	2/10/2020 House Committee on Rural Affairs & Agriculture Postpone Indefinitely
HB20-1159	State Engineer Confirm Existing Use Instream Flow	Monitor	4/1/2020 Governor Signed
HB20-1173	811 Locate Exemption For County Road Maintenance	Monitor	5/26/2020 Senate Committee on Transportation & Energy Postpone Indefinitely
HB20-1180	Protect Pollinators Through Pesticide Regulation	Monitor	5/28/2020 House Committee on Finance Postpone Indefinitely
HB20-1196	Mobile Home Park Act Updates	Monitor	6/29/2020 Sent to Governor
HB20-1233	Basic Life Functions In Public Spaces	Monitor	2/26/2020 House Committee on Transport & Local Govt Postpone Indefinitely
HB20-1265	Increase Public Protection Air Toxics Emissions	Monitor	6/29/2020 Sent to Governor
HB20-1287	Colorado Rights Act	Monitor	3/5/2020 House Committee on Judiciary Postpone Indefinitely
HB20-1338	Operational Severance Tax Transfer To Agriculture Value-added	Monitor	5/27/2020 House Committee on Rural Affairs & Agriculture Postpone Indefinitely
HB20-1372	Operational Fund Mined Land Reclamation	Monitor	6/29/2020 Governor Signed
HB20-1374	Waste Grease Program Repeal	Monitor	6/29/2020 Governor Signed
HB20-1406	Cash Fund Transfers to the General Fund	Monitor	6/29/2020 Governor Signed
HB20-1412	COVID -19 Utility Bill Payment-Related Assistance	Monitor	6/22/2020 Governor Signed
SB20-008	Enhance Penalties Water Quality Criminal Violations	Monitor	5/28/2020 House Committee on Energy & Environment Postpone Indefinitely
SB20-024	Require Public Input On Water Demand Management Program (IC-WRRC)	Monitor	1/30/2020 Senate Committee on Ag & Natural Resources Postpone Indefinitely
SB20-025	Conservancy District Boards Art And Beautification Projects	Monitor	3/11/2020 Governor Signed
SB20-030	Consumer Protections For Utility Customers	Monitor	6/29/2020 Governor Signed
SB20-048	Study Strengthening Water Anti-speculation Law (IC-WRRC)	Monitor	3/11/2020 Governor Signed
SB20-057	Fire Prevention & Control Employee Benefits (IC-WMRC)	Monitor	6/29/2020 Governor Signed
SB20-101	Investigation Process For Pesticide Applicators	Monitor	6/13/2020 Senate Committee on Appropriations Postpone Indefinitely
SB20-130	Backcountry Search And Rescue In Colorado	Monitor	5/27/2020 House Committee on Rural Affairs & Ag Postpone Indefinitely
SB20-135	Conservation Easement Working Group Proposals	Monitor	6/13/2020 Senate Committee on Appropriations Postpone Indefinitely
SB20-155	Keep Presumption Noninjury Well On Divided Land	Monitor	6/15/2020 Sent to Governor
SB20-159	Global Warming Potential For Public Project Materials	Monitor	5/28/2020 Senate Second Reading Laid Over to 12/31/2020 - No Amendments
SB20-204	Additional Resources To Protect Air Quality	Monitor	6/19/2020 Sent to Governor
SB20-218	CDPHE Hazardous Substance Response	Monitor	6/23/2020 Signed by President of the Senate
HB20-1097	Connected Municipal Use No Change If Already Quantified	Oppose if Asked	2/13/2020 House Committee on Rural Affairs & Agriculture Postpone Indefinitely
HB20-1138	Public Real Property Index	Oppose if Asked	2/19/2020 House Committee on Transport & Local Govt Refer Amended to Approps
HB20-1157	Loaned Water For Instream Flows To Improve Environment	Oppose if Asked	3/20/2020 Governor Signed
HB20-1164	Housing Authority Exemptions From Water Fees	Oppose if Asked	5/28/2020 House Second Reading Laid Over to 12/31/2020 - No Amendments
HB20-1327	Water Diversions From Rio Grande Basin	Oppose if Asked	3/9/2020 House Committee on Rural Affairs & Agriculture Postpone Indefinitely
SB20-189	Local Government Pesticide No Preemption	Oppose if Asked	5/27/2020 Senate Committee on Ag & Natural Resources Postpone Indefinitely
HB20-1004	Assistance Landowner Wildfire Mitigation (IC - WMRC)	Support if Asked	2/24/2020 House Committee on Finance Refer Amended to Appropriations
HB20-1057	Modify Wildfire Risk Mitigation Grant Program (IC-WMRC)	Support if Asked	3/24/2020 Governor Signed
HB20-1069	Add Water Well Inspectors Identify High-Risk Wells (IC-WRRC)	Support if Asked	6/1/2020 House Second Reading Laid Over Daily - No Amendments
HB20-1072	Study Emerging Technologies For Water Management (IC-WRRC)	Support if Asked	5/27/2020 Senate Committee on Ag & Natural Resources Postpone Indefinitely
HB20-1171	Remote Camera Wildfire Alert Pilot Program	Support if Asked	3/2/2020 House Committee on Rural Affairs & Ag Refer Unamended to Approps
HB20-1172	No Abandonment Of Water Rights For Efficiencies	Support if Asked	3/2/2020 House Committee on Rural Affairs & Agriculture Postpone Indefinitely
HB20-1344	Study Artificial Recharge Max Beneficial Use Water	Support if Asked	5/27/2020 House Committee on Rural Affairs & Agriculture Postpone Indefinitely
HB20-1403	CWCB Construction Projects Bill	Support if Asked	6/29/2020 Governor Signed
SB20-018	Homeless Outreach Programs To Reduce Wildfire Risk (IC-WMRC)	Support if Asked	6/13/2020 Senate Committee on Appropriations Postpone Indefinitely
SB20-056	Surplus Military Vehicles Highway Use If Firefighting (IC-WMRC)	Support if Asked	6/19/2020 Sent to Governor
SB20-105	Daylight Saving Time Observed Year Round	Support if Asked	2/19/2020 Senate Committee on State, Veterans, & Military Postpone Indefinitely
SB20-138	Consumer Protection Construction Defect Time Period	Support if Asked	5/28/2020 Senate Second Reading Laid Over to 12/31/2020 - No Amendments
SJR20-003	Water Projects Eligibility Lists	Support if Asked	3/4/2020 Governor Signed
Proposed	CDPHE's draft Dredge & Fill Permit Program	Actively Oppose	Failed to be introduced

This
Page
Is
Intentionally
Left
Blank

State Legislative Update

Citizens Water Advisory Council

July 14, 2020



AURORA
WATER



2020 Colorado General Assembly

- Convened on January 8, 2019 and adjourned June 15, 2019
- Normal 120 days; this session 84 days
- 651 introduced bills (plus 1 bonus proposed bill)
- Positions & Score Card of 60 bills reviewed by Aurora Water
 - 2 Actively Support: 1 passed, 1 failed
 - 13 Support if asked: 4 passed, 9 failed
 - 35 Neutral/Monitor: 20 passed, 15 failed
 - 6 Oppose if Asked: 1 passed, 5 failed
 - 3 Actively Oppose: 1 failed, 1 amended/failed, 1 amended/passed
 - 1 Actively Oppose for a proposed bonus bill: 1 failed



Interim Water Resources Review Committee

3 failed:


~~HB20-1069~~ Add Water Well Inspectors Identify High-Risk Wells

~~HB20-1072~~ Study Emerging Technologies For Water Management

~~SB20-024~~ Require Public Input Water Demand Management Program

1 passed:

SB20-048 Study Strengthening Water Anti-Speculation Law



Interim Wildfire Matters Review Committee

2 failed:

~~HB20-1004~~ Assistance Landowner Wildfire Mitigation

~~SB20-018~~ Homeless Outreach Programs to Reduce Wildfire Risk

3 passed:

HB20-1057 Modify Wildfire Risk Mitigation Grant Program

SB20-056 Surplus Military Vehicles Highway Use if Firefighting

SB20-057 Fire Prevention & Control Employee Benefits



AURORA
WATER

Water Bills That Passed

Instream Flow Bills:

HB20-1037 Augmentation of Instream Flow

HB20-1157 Loaned Water Instream Flows Improve Environment

HB20-1159 State Engineer Confirm Existing Use Instream Flow

Other:

SB20-025 Conservancy District Boards Beautification Projects

SB20-155 Keep Presumption Noninjury Well on Divided Land



Water Quality Bills That Passed

Per- and polyfluoroalkyl substances (PFAS):

HB20-1042 PFAS Manufacturer Notice Requirements

HB20-1119 State Gov Regulation of PFAS

SB20-218 CDPHE Hazardous Substance Response

WQ Programs:

HB20-1094 Repeal Fee Cap On-site Wastewater Treatment

HB20-1143 Environmental Justice Increase Environmental Fines

HB20-1215 Sunset Water Wastewater Certification Board

HB20-1265 Increase Public Protection Air Toxics Emissions

HB20-1374 Waste Grease Program Repeal

SB20-204 Additional Resources to Protect Air Quality



AURORA
WATER

Funding / Budget Related Bills That Passed

HB20-1403 CWCB Construction Projects Bill

HB20-1406 Cash Fund Transfers to the General Fund

SB20-201 Species Conservation Trust Fund

SJR20-003 Water Projects Eligibility Lists



AURORA
WATER

Miscellaneous Bills That Passed

HB20-1095 Local Gov Water Elements in Master Plans

HB20-1196 Mobile Home Park Act Updates

HB20-1372 Operational Fund Mined Land Reclamation

HB20-1412 COVID-19 Utility Bill Payment-Related Assistance


SB20-030 Consumer Protections for Utility Customers



AURORA
WATER

Next Cycle

- NO Interim Committees
- Interim Issues
 - **CDPHE's proposed Dredge & Fill Permit Program bill**
 - CWCB's HB20-1157 ISF Rules
 - Energy Outreach Colorado water assistance
 - Seaplanes? Mobile Phone Use?
- 2021 Colorado General Assembly convenes on January 13th



State Senate Elections

Aurora Senate Districts (% of Aurora Population represented)

- SD 29 (41%) Rhonda Fields incumbent - uncontested
- SD 28 (40%) Janet Buckner “incumbent” moving from HD 40
 - ❖ Nancy Todd term-limited
- SD 25 (12%) Kevin Priola incumbent
- SD 26 (7%) Jeff Bridges incumbent
- SD 4 (0.04%) Jim Smallwood incumbent



AURORA
WATER

State House Elections

Aurora House Districts (% of Aurora population represented)

- HD 40 (24%)
 - ❖ Vacated by Janet Buckner for SD 28
- HD 42 (23%) Dominique Jackson incumbent – uncontested
- HD 41 (17%)
 - ❖ Jovan Melton term-limited
- HD 30 (12%) Dafna Michaelson Jenet incumbent
- HD 56 (6%) Rod Bockenfeld incumbent
- HD 39 (0.04%) Mark Baisley incumbent
- HD 44 (0.001%) Kim Ransom incumbent



Questions?



AURORA
WATER

MEMORANDUM



City of Aurora

Worth Discovering • auroragov.org

To: Citizens' Water Advisory Committee

From: Marshall P. Brown, General Manager, Aurora Water
Jo Ann Giddings, Deputy Director Water Financial Administration

Date: July 14, 2020

Subject: 2021 Proposed Budget

Summary

This memorandum reflects Aurora Water's 2021 proposed operating and 2021-2025 capital improvement budgets. The budget is a planning tool used to project what activities will be performed and what capital projects will be completed during the year, and their impact on the financial status of the enterprise funds. The 2021 revenue assumptions, 2021 service fees, 2021 proposed operating costs, 2021-2025 Capital Improvement Program, and changes in funds available for the Water and Wastewater Funds are presented for discussion. All figures are preliminary pending final budget recommendations from City Management.

Key dates for review of the 2021 proposed budget are as follows.

- July 14th Citizens' Water Advisory Committee
- September 8th City Manager, Appointees and staff present to Council
- September 8th Boards & Commissions present to Council
- September 19th Council Fall Budget Workshop
- October 19th First reading of the 2021 budget by Council
- November 2nd Second reading of the 2021 budget by Council

Budget Overall

The 2021 budget is being proposed with no rate or fee increases and limited increases in the operating budget. Due to the unique year in 2020 with the COVID 19, the proposed budget was built knowing there is still uncertainty in the economy. However, the current local development has continued to be strong and Aurora Water is continuing operations as normal. Staff was able to continue all normal business functions through the pandemic stay at home order. During this time, late fees were waived on customer accounts.

Revenues

The following table summarizes revenues for the Water Fund.

**WATER FUND
REVENUE SUMMARY (\$ Millions)**

	2019	2020	2021
	Actual	Projection	Proposed
Utility Sales	\$119.3	\$124.9	\$130.8
Development Fees	37.7	43.3	34.2
Charges for Services	2.4	2.0	2.3
Investment Income	4.7	2.4	1.9
Other Revenues	8.2	4.4	17.7
Proceeds from Borrowing	0.0	0.0	121.8
Total Revenue	\$172.3	\$177.0	\$308.7

2019 – Utility sales decreased by 0.5 percent (\$553K) compared to 2018 due to a very wet spring and beginning of the summer. Growth remained healthy even though Development fees revenues were 18 percent lower than in 2018 which was a record setting year. Investment income increased compared to 2017 due to better yields on investments and higher balances than projected. Other revenues increased about \$5M due to a loan repayment, a grant and a transfer from the general fund.

2020 – Water revenues are trending close to plan. Usage has been higher than previous years due to a very dry spring and start of the summer. Development fee projections are lower than budget due to the uncertainty of economic impacts of COVID 19 on development activity in the second half of the year. Other revenues are expected to be higher than originally budgeted due to an additional down payment from Intergovernmental agreement.

2021 – Utility sales are expected to increase compared to 2020, driven by growth, increase in WISE deliveries and a proposed change in the residential rate structure. The 2020 projections are based on average usage patterns, temperature and precipitation. The growth projection is based on the City’s population forecasts. Based on the current CIP forecast we project the need to issue about \$122 million in debt primarily to fund the SEAM facility. The actual amount of debt will be determined once final project amounts are determined. Other revenues include the repayment of the SEAM loan from the wastewater fund.

The following table summarizes revenues for the Wastewater Fund.

**WASTEWATER FUND
REVENUE SUMMARY (\$ Millions)**

	2019	2020	2021
	Actual	Projection	Proposed
Utility Sales	\$61.9	\$65.1	\$66.8
Development Fees	7.2	8.4	7.7
Charges for Services	6.7	6.8	6.9
Investment Income	1.7	1.0	0.8
Other Revenues	2.6	1.3	1.3
Proceeds from Borrowing	0.0	0.0	44.7
Total Revenue	\$80.1	\$82.6	\$128.2

2019 - Utility sales increased by 3 percent compared to 2018. A rate increase of 4 percent for sewer was adopted in 2019. Although, growth remained healthy development fee revenues were 38 percent (\$4.5 million) lower than in 2018 which was a record setting year.

2020 - Utility sales in the Wastewater Fund are projected to increase by 3 percent compared to 2019, largely driven by growth as well as an adopted 4 percent increase in sewer rates. Development fees are projected to be 17% higher than 2019 but slightly lower than originally budgeted due to the uncertainty of economic impacts of COVID 19 on the economy and development activity in the second half of the year. Other revenues are expected to be lower than plan. This includes the waiving of late fees due to the COVID19 pandemic.

2021 – Utility sales are projected to increase in 2021 due to growth but no increase in rates is proposed for sewer or storm in 2021. Based on the current CIP forecast we project the need to issue about \$45M in debt to fund the SEAM facility and SEAM interceptor. Proceeds are anticipated to be used to repay the Water Fund the \$16M loan for the SEAM facility.

Operating Expenses

The table presented below summarizes changes in the 2021 proposed operating expenses (Water and Wastewater combined) compared to the 2020 adopted budget.

WATER AND WASTEWATER (COMBINED)
SUMMARY OF CHANGES IN 2021 PROPOSED OPERATING EXPENSES
(\$ Millions)

	2020 Adopted Operating Budget	2021 Proposed Operating Budget	Increase / (Decrease)	Water Variance	Wastewater Variance
Personal Services	\$46.4	\$46.5	\$0.1	\$0.1	\$0.0
Allocated Expenses	6.9	6.9	0.0	0.0	0.0
Supplies and Services	28.1	27.1	(1.0)	(1.1)	0.0
Utilities	40.1	41.2	1.2	0.3	0.9
Interfund Charges	3.1	3.4	0.3	0.2	0.1
Debt Related	23.5	41.9	18.4	2.4	16.0
Capital Related	4.7	4.3	(0.4)	(0.3)	(0.1)
Transfers Out	0.0	0.0	0.0	0.0	0.0
TOTAL	\$152.8	\$171.3	\$18.5	\$1.7	\$16.8
FTE - Water	469.00	470.00	1.00	0.60	0.40
FTE - City Attorney	1.00	1.00	0.00	0.00	0.00
FTE - Information Technology	0.00	0.00	0.00	0.00	0.00
FTE - Human Resources	0.00	0.00	0.00	0.00	0.00

Changes to the 2021 Adopted budget include the following:

- **Personal Services** increased by \$0.1 million to add 1.0 FTE Water Resources System Modeler position in the Planning & Engineering division to perform operation, maintenance and calibration of the Water Resources Central Resource Allocation Model (CRAM) for the department. (\$115,115). This has been a contract position that is being converted to an FTE.
- **Supplies and Services** decreased by \$1.0 million primarily due to the removal of 2020 one-time funding for Video Surveillance and Conveyance Equipment, Binney UV System Parts, and Confined Space Entry Training and Rescue Equipment.
- **Utilities** increased by \$1.2 million for Pueblo Water IGA for lease and trade of water (5,000 AF) based on a 2.75% for PBWW rate increase and new MineWater agreement (\$223,738), Lupton Bottom Ditch and Walker Reservoir carriage fees (\$22,000), increase in Metro Wastewater due to true-ups for previous projected adjustments and increased projected flows due to growth (\$910,651).

- **Interfund Charges** increased by \$0.3 million due to fleet fuel and maintenance costs (\$64,678) and 12.6% flat rate increase for Risk Management internal fund charges. (\$222,930)
- **Debt Related** increase of \$2.4 million in Water to account for the principal in the original debt schedule. The Wastewater Fund includes a \$16 million repayment of the Water Fund loan.
- **Capital Related** decreased by \$0.4 million due to the removal of 2020 one-time budget funding for vehicle and equipment related purchases.

Capital Improvement Program

The following table summarizes the 2021-2025 Capital Improvement Program by program.

CAPITAL IMPROVEMENT PROGRAM						
2021 -2025						
(\$ millions)						
	2021	2022	2023	2024	2025	TOTAL
Operations & General Management	\$63.5	\$5.8	\$4.4	\$5.2	\$0.4	\$79.3
Pumping	1.0	4.8	11.0	12.0	-	28.8
Source of Supply - Other	24.0	42.0	10.1	10.5	11.8	98.3
Source of Supply - Storage	-	17.2	35.0	40.2	63.8	156.1
Source of Supply - Water	23.0	19.2	52.5	8.0	-	102.6
Transmission & Distribution	19.1	20.0	22.6	17.0	15.7	94.4
Treatment	19.7	54.3	5.0	6.0	32.0	117.0
TOTAL WATER	\$150.1	\$163.2	\$140.6	\$98.9	\$123.7	\$676.4
Collection	\$27.6	\$30.9	\$17.1	\$35.3	\$7.0	\$117.8
Operations & General Management	45.9	0.6	-	-	-	46.5
Stormwater	6.2	7.1	8.2	13.1	10.0	44.6
TOTAL WASTEWATER	\$79.7	\$38.6	\$25.2	\$48.4	\$17.0	\$208.9
TOTAL ALL PROJECTS	\$229.8	\$201.8	\$165.8	\$147.4	\$140.7	\$885.4

*Totals may vary due to rounding

Significant Water Fund projects planned for 2021-2025 by program include the following.

Operations & General Management

- **Meter Replacement Program (AMI) (\$12.0 million)** – This project is to replace the current meter system installed in 2005, which is at the end of its life. A proof of concept has proven successful. There will be annual meter replacements over the next four years.
- **Maintenance Facility (\$60.0 million plus, final amounts yet to be determined)** – New maintenance facility in southeast Aurora which will house Aurora Water employees and provide long term growth opportunities to expand and include other departments such as Public Works, Fleet, and Parks, Recreation and Open Space. (2021).

Pumping

- **Pump Station Improvements (\$22.8 million)** – improvements in the five-year plan include expansion of raw water pumping capacity and/or pump replacement at the following pump stations: Quincy (2021, 2022), Eagle Bend (2022, 2023), and Robertsdale (2023, 2024). These projects will improve the reliability, dependability and efficiency of the pump stations.
- **Kings Point Pump Station (\$5.0 million)** – addition of a new pump station for growth in the Kings Point area, design (2023) and construction (2024).

Source of Supply - Other

- **Rampart Appurtenance Rehab (\$2.3 million)** – perform necessary rehabilitation and replacement on mainline valves, blow-offs, assemblies and other appurtenances of the 40" and 54" parallel Rampart raw water pipelines.
- **PW North Campus Expansion (\$30.3 million)** – phased expansion of the Prairie Waters North Campus from a firm capacity of approximately 8.5 million gallons per day (MGD) to 40 MGD in future years. Project includes drilling additional wells and construction of related appurtenant facilities.
- **Well Field Land Acquisition (\$7.0 million)** – phased plan for land acquisition related to the Prairie Waters North Campus expansion. (2021, 2024).
- **North Campus Well Rehab (\$4.5 million)** – annual rehabilitation and maintenance for the North Campus River Bank Filtration and Aquifer Recharge and Recovery. Additionally, a North Campus Pilot Well will evaluate water collection methods for potential use by comparing two types of horizontal wells to determine cost per gallon of water produced. This cost would include impact to treat the water based on the water quality obtained from the wells, required permitting, infrastructure design/installation, maintenance costs and well capacity to determine the most cost-effective solution for increasing well field capacity.
- **Wemlinger Blended Water Pipeline (\$32.5 million)** – second pipeline between Aurora Reservoir and Wemlinger WPF. This project adds treatment capacity and flexibility.
- **Rampart Delivery System Expansion (\$18.0 million)** – this project will expand the capacity of the Rampart Delivery System to meet growing demand. The first phase of the expansion will be a third pipeline at the reservoir end of the pipeline.
- **Water Delivery Infrastructure (\$3.3 million)** – design, land acquisition and construction of three diversions and measurement flumes to divert changed share water from the Brantner Ditch for use by Aurora. The locations include the Brantner to Brighton ditch transfer, Brantner to Big Dry Creek and Brantner to Little Dry Creek.

Source of Supply – Storage

- **Wild Horse Reservoir (\$113.7 million, final amounts yet to be determined)** – land acquisition, design, engineering, geotechnical and environmental studies, and construction of Wild Horse Reservoir in the Upper South Platte River basin.
- **ASR: Aquifer Storage and Recovery (\$8.0 million)** - geotechnical investigations, testing and analysis of alluvial and confined aquifers under and adjacent to the City. The development of such

storage could give Aurora Water additional flexibility in water resources management, help meet storage needs and allow maximum utilization of water supplies.

- **Homestake Capital Projects (\$9.8 million)** – improvements to the Homestake Water System under agreement with Colorado Springs Utilities.
- **Kirby-Dersham Gravel Pit/Challenger (\$3.4 million)** - development of gravel pits and infrastructure to support Kirby Dersham and Challenger reservoirs. This infrastructure is expected to include a pump station, slurry wall, and interconnect projects.
- **Eagle River Project (\$4.8M)** – multi-partner, new water supply development project in the Eagle River basin that will provide Aurora with 10,000 acre-feet of yield, Colorado Springs with 10,000 acre-feet of yield, west-slope partners with 10,000 acre-feet of yield, and Climax with 3,000 acre-feet of storage.
- **Lower South Platte Storage/Everist (\$12.5M)** – purchase and development of gravel pit reservoirs near Weld County Road 18 from LG Everist pursuant to the 2011 Amended and Restated Purchase and Sale Agreement. Once completed, Aurora will have about 11,000 acre-foot of water storage at this location.

Source of Supply – Water

- **Water Rights Acquisition (\$55.0 million)** – purchase of water rights to meet future municipal water demands as the population of Aurora grows.
- **Raw Water Rehabilitation (\$40.1 million)** – the five-year plan is driven by the Rampart prestressed concrete cylinder pipe (PCCP) repair at Quincy & Orchard (2021-2023), expansion of the Rampart delivery system (2021), Strontia Springs Reservoir improvements (2021-2023), Quincy Reservoir improvements (2021, 2022), construction of the Sand Creek reclaimed water line (2021), and annual raw water rehabilitation work (2021, 2022).

Transmission & Distribution

- **New T&D Water Mains (\$43.8 million)** – installation of new water mains to support growth and development in the City. Projects anticipated in the five-year plan are predominately located in the northeast portion of the City around Gun Club Road.
- **Line Replacement (\$21.8 million)** – annual waterline replacement of oldest pipes and pipes with increased frequency of breaks, upgrade of lines to meet new City standards, and addition of fire hydrants to improve fire protection.
- **Transmission and Vault Rehab (\$9.0 million)** – installation of miscellaneous transmission mains, appurtenances, and other water distributions system infrastructure required to improve the City's potable water distribution system.
- **PRV Rehab Replacement (\$9.9 million)** – design and construction of rehabilitation of critical pressure reducing valves throughout the city, including Jewell and Powhaton.
- **Storage Tank (\$9.0 million)** – land acquisition, design and construction of a storage tank in Zone 7 located in Southeast Aurora to expand capacity to serve the increasing population of Aurora.

Treatment

- **Griswold WPF Plan Renovation (\$40.7 million)** – various improvements and renovation projects to Griswold Water Purification Facility including Raw Water Vault Phase II design and construction,

which will provide a new larger vault with above grade access to a stairwell, better access to valves and appurtenances, and will eliminate confined space concerns (2021), solids handling system design and construction (2021-2022), HVAC improvements, and filter media retaining troughs, effluent valves, and flow meters (2021-2025).

- **Binney WPF Improvements (\$12.2 million)** – various improvements and renovation projects to Binney Water Purification Facility including ultraviolet advanced oxidation (UV-AOP) construction (2021), flocculation/sedimentation construction (2022), and construction of ground water pump station (2021).
- **Wemlinger WPF Improvements (\$64.1 million)** – various improvements, renovations, and modifications to Wemlinger Water Purification Facility including chemical feed improvements (2021-2022), filter rehabilitation (2021-2025), and flocculation/sedimentation design/construction (2024-2025).

Significant Wastewater Fund projects planned for 2021-2025 by program include the following.

Operations & General Management

- **Sand Creek Water Reuse Plant (\$4.6 million)** – upgrades to the Sand Creek Water Reuse Plant including blower improvements, HVAC improvements, and a ground water pump station (2021).
- **Maintenance Facility (\$40.0 million)** – Storm contribution (\$15.0 million) and Sewer contribution (\$25.0 Million) toward new maintenance facility.

Collection

- **Annual Sewer Rehab (\$7.9 million)** – Annual rehabilitation of vitrified clay pipe (VCP) ranging from 8” to 18” in diameter using the cured-in-place pipe (CIPP) process. The pipe is over 50 years old and is largely located in the northwest part of Aurora.
- **Misc. Sewer Replacement (\$15.3 million)** – sewer line replacement including Havana Street from E Colfax Ave to Jamaica Street, E Smoky Hill and E Quincy from S Parker Rd to S Chamber Rd and E Colfax Ave from US 225 to N Laredo St.
- **First Creek Interceptor (\$30.0 million)** – design and construction of FC2 segment 1B-1D NTP West Interceptor on N Picadilly Ave and E 56th Ave from N Dunkirk St to N Rome St. (2022 – 2023).
- **Sewer Line Construction (\$41.2 million)** – New sewer line construction including Sand Creek Interceptor East from E Colfax Ave to E Airport Road, Sand Creek Interceptor East E Airport Road to US 225, and E 4th Ave and N Sable Blvd from N Billings St to E 6th Ave, and S Parker Rd to S Chambers Way (2021 – 2025).
- **SEAM Interceptor (\$13.0 million)** – construction of interceptor for new maintenance facility.

Stormwater

- **Westerly Creek Future Phases (\$17.3 million)** –Westerly Creek improvements including detention facilities and underground pipe infrastructure. Some projects included in the five-year projection are Mississippi and Kenton pipe (2021), Dakota Tributary pipe (2021, 2023), Virginia Tributary pipe (2023-2024), Alameda Storm Outfall pipe (2021-2022).

- **Storm Corrugated Metal Pipe (CMP) Rehab (\$4.9 million)** – rehabilitation of CMP pipes per the citywide CMP inspections completed in 2014. The five-year plan includes construction to rehabilitate deteriorated CMP pipes with cured-in-place pipe (CIPP).
- **Easterly Creek Outfall Improvements (\$2.3 million)** – including construction at Chesapeake Townhomes Pond (2021), pond construction at Havana Park & Del Mar Parkway (2021), and land acquisition for 6th Ave water quality pond.

Ending Funds Available

The following table summarizes Sources, Uses and Changes in Funds Available for the Water Fund.

WATER FUND					
Schedule of Sources, Uses and Changes in Funds Available					
(\$ Millions)					
	2018	2019	2020	2020	2021
	Actual	Actual	Adopted	Projection	Proposed
			Budget		
Revenues	\$176.6	\$172.3	\$177.0	\$177.0	\$186.8
Proceeds from Borrowing	0.0	0.0	0.0	0.0	121.8
From Restricted Assets	0.4	0.0	0.0	0.0	0.0
Sources	\$177.0	\$172.3	\$177.0	\$177.0	\$308.6
Operating Costs	\$64.9	\$61.7	\$71.2	\$71.1	\$70.6
Debt Service	\$19.1	\$63.1	20.4	20.4	22.8
Loan to Other Funds	\$16.0	\$0.0	0.0	0.0	0.0
Capital Projects (Continuing Appropriations)	81.6	\$76.7	117.8	136.3	150.1
Total Uses	\$181.5	\$201.6	\$209.4	\$227.7	\$243.4
Beginning Funds Available	\$88.4	\$83.9	\$54.6	\$54.6	\$3.9
Net Changes in Funds Available	(4.5)	(29.3)	(32.4)	(50.8)	65.2
Ending Funds Available	\$83.9	\$54.6	\$22.1	\$3.9	\$69.1

December 31, 2020 ending funds available for the Water Fund is anticipated to be down by \$15.8 million compared to the 2020 Adopted Budget. This reduction is primarily due to projected increases in Capital Projects funding (continuing appropriation) for water rights acquisitions that will be requested with a supplemental. Capital Projects supplemental funding is partially offset by lower projected operating costs. December 31, 2021 ending funds available is anticipated to increase by about \$65.2 million compared to the 2020 projection primarily due to projected proceeds from borrowing of \$121 million to fund the SEAM facility and \$16m repayment from the wastewater fund.

Ending Funds Available

The following table summarizes Sources, Uses and Changes in Funds Available for the Wastewater Fund.

	WASTEWATER FUND				
	Schedule of Sources, Uses and Changes in Funds Available				
	(\$ Millions)				
	2018	2019	2020	2020	2021
	Actual	Actual	Adopted	Projection	Proposed
			Budget		
Revenues	\$81.2	\$80.1	\$84.0	\$82.6	\$83.5
Proceeds from Borrowing	30.0	0.0	0.0	0.0	44.7
Loan from Other Funds	16.0	0.0	0.0	0.0	0.0
Sources	\$127.2	\$80.1	\$84.0	\$82.6	\$128.2
Operating Costs	\$51.4	\$51.1	\$58.0	\$56.4	\$58.8
Debt Service	3.1	3.6	3.2	3.2	19.2
Capital Projects (Continuing Appropriations)	72.6	12.1	20.0	20.0	79.7
Total Uses	\$127.1	\$66.8	\$81.1	\$79.6	\$157.7
Beginning Funds Available	\$14.3	\$14.3	\$27.6	\$27.6	\$30.7
Net Changes in Funds Available	0.1	13.3	2.9	3.1	(29.5)
Ending Funds Available	\$14.3	\$27.6	\$30.5	\$30.7	\$1.2

December 31, 2020 ending funds available for the Wastewater Fund is anticipated to be up by \$1.2 million compared to the 2020 Adopted Budget. This is mainly due to a decrease in projected revenues that is offset by lower projected operating costs. Lower than expected personnel costs due to turnover is the primary factor for the operating expenditure variance. The anticipated decrease in revenue is a due to lower than anticipated sewer and storm connection fees and lower winter usage which affects sewer revenues. December 31, 2021 ending funds available is anticipated to decrease by \$29.5 million compared to the prior year mainly due to capital projects and repayment of the \$16 million loan to the water fund. We project the need to issue debt of \$44.7 million to fund the SEAM facility and interceptor. The SEAM loan from the Water Fund will be repaid with the debt proceeds.

This
Page
Is
Intentionally
Left
Blank

Aurora Water

2021 Proposed Operating And Capital Improvement Program Budget

Citizens' Water Advisory Committee

July 14, 2020



2021 Proposed Budget

Council Dates to Remember

- September 8th City Manager, Appointees and staff present to Council
- September 8th Boards & Commissions present to Council
- September 19th Council Fall Budget Workshop
- October 19th First reading of the 2021 budget by Council
- November 2nd Second reading of the 2021 budget by Council

Assumptions used to develop the proposed 2021 budget

- Average year temperature and precipitation
- Population growth rate of 1.3%
- 2.4% inflation factor (derived from the Employment Cost Index for State and Local Government Compensation) applied to 2021 Service Fees



2021 Proposed Budget Water Fund Summary (\$ Millions)

WATER FUND Schedule of Sources, Uses and Changes in Funds Available (\$ Millions)

	2018 Actual	2019 Actual	2020 Adopted Budget	2020 Projection	2021 Proposed
Revenues	\$176.6	\$172.3	\$177.0	\$177.0	\$186.8
Proceeds from Borrowing	0.0	0.0	0.0	0.0	121.8
From Restricted Assets	0.4	0.0	0.0	0.0	0.0
Sources	\$177.0	\$172.3	\$177.0	\$177.0	\$308.6
Operating Costs	\$64.9	\$61.7	\$71.2	\$71.1	\$70.6
Debt Service	\$19.1	\$63.1	20.4	20.4	22.8
Loan to Other Funds	\$16.0	\$0.0	0.0	0.0	0.0
Capital Projects (Continuing Appropriations)	81.6	\$76.7	117.8	136.3	150.1
Total Uses	\$181.5	\$201.6	\$209.4	\$227.7	\$243.4
Beginning Funds Available	\$88.4	\$83.9	\$54.6	\$54.6	\$3.9
Net Changes in Funds Available	(4.5)	(29.3)	(32.4)	(50.8)	65.2
Ending Funds Available	\$83.9	\$54.6	\$22.1	\$3.9	\$69.1



2021 Proposed Budget Wastewater Fund Summary (\$ Millions)

WASTEWATER FUND
Schedule of Sources, Uses and Changes in Funds Available
(\$ Millions)

	2018 Actual	2019 Actual	2020 Adopted Budget	2020 Projection	2021 Proposed
Revenues	\$81.2	\$80.1	\$84.0	\$82.6	\$83.5
Proceeds from Borrowing	30.0	0.0	0.0	0.0	44.7
Loan from Other Funds	16.0	0.0	0.0	0.0	0.0
Sources	\$127.2	\$80.1	\$84.0	\$82.6	\$128.2
Operating Costs	\$51.4	\$51.1	\$58.0	\$56.4	\$58.8
Debt Service	3.1	3.6	3.2	3.2	19.2
Capital Projects (Continuing Appropriations)	72.6	12.1	20.0	20.0	79.7
Total Uses	\$127.1	\$66.8	\$81.1	\$79.6	\$157.7
Beginning Funds Available	\$14.3	\$14.3	\$27.6	\$27.6	\$30.7
Net Changes in Funds Available	0.1	13.3	2.9	3.1	(29.5)
Ending Funds Available	\$14.3	\$27.6	\$30.5	\$30.7	\$1.2



2020 to 2021 Operating Budget Comparison Water and Wastewater (Combined)

	2020	2021	
	Adopted	Proposed	Increase /
	Operating	Operating	(Decrease)
	Budget	Budget	
Personal Services	\$46.4	\$46.5	\$0.1
Allocated Expenses	6.9	6.9	0.0
Supplies and Services	28.1	27.1	(1.0)
Utilities	40.1	41.2	1.2
Interfund Charges	3.1	3.4	0.3
Debt Related	23.5	41.9	18.4
Capital Related	4.7	4.3	(0.4)
Transfers Out	0.0	0.0	0.0
TOTAL	\$152.8	\$171.3	\$18.5



2021 Operating Budget

- No rate or fee increases
 - Rate restructure to 4 tier is being proposed, may provide a nominal increase in revenue
- Limited increases in expenditures, mostly related to contractual and debt increases
- One FTE added was a conversion from contract position.



Capital Improvement Program 2021-2025 (Millions)

	2021	2022	2023	2024	2025	TOTAL
TOTAL WATER FUND	\$150.1	\$163.2	\$140.6	\$98.9	\$123.7	\$676.4
Sanitary Sewer	73.5	31.5	17.1	35.3	7.0	164.4
Storm Drain	6.2	7.1	8.2	13.1	10.0	44.6
TOTAL WASTEWATER FUND	\$79.7	\$38.6	\$25.2	\$48.4	\$17.0	\$208.9
TOTAL CIP	\$229.8	\$201.8	\$165.8	\$147.4	\$140.7	\$885.4

*Totals may vary due to rounding



Capital Improvement Program 2021-2025 Significant Projects

WATER

- Operations & General Management (\$79.3 million)
- Pumping (\$28.8 million)
- Source of Supply - Other (\$98.3 million)
- Source of Supply - Storage (\$156.1 million)
- Source of Supply – Water (\$102.6 million)
- Transmission & Distribution (\$94.4 million)
- Treatment (\$117.0 million)

Wastewater Fund

- Collection (\$117.8 million)
- Operations & General Management (\$46.5 million)
- Stormwater (\$44.6 million)



Rates and Fees New Plan

Proposed revenue increases 2021

- Water – 0% increase
- Sewer – 0% increase
- Storm Drainage – 0% increase

Utility	2020	2021	2022	2023	2024
Water	0.0%	0.0%*	3.5%	3.5%	0.0%
Sewer	4.0%	0.0%	4.5%	4.5%	4.5%
Stormwater	0.0%	0.0%	3.5%	3.5%	3.5%

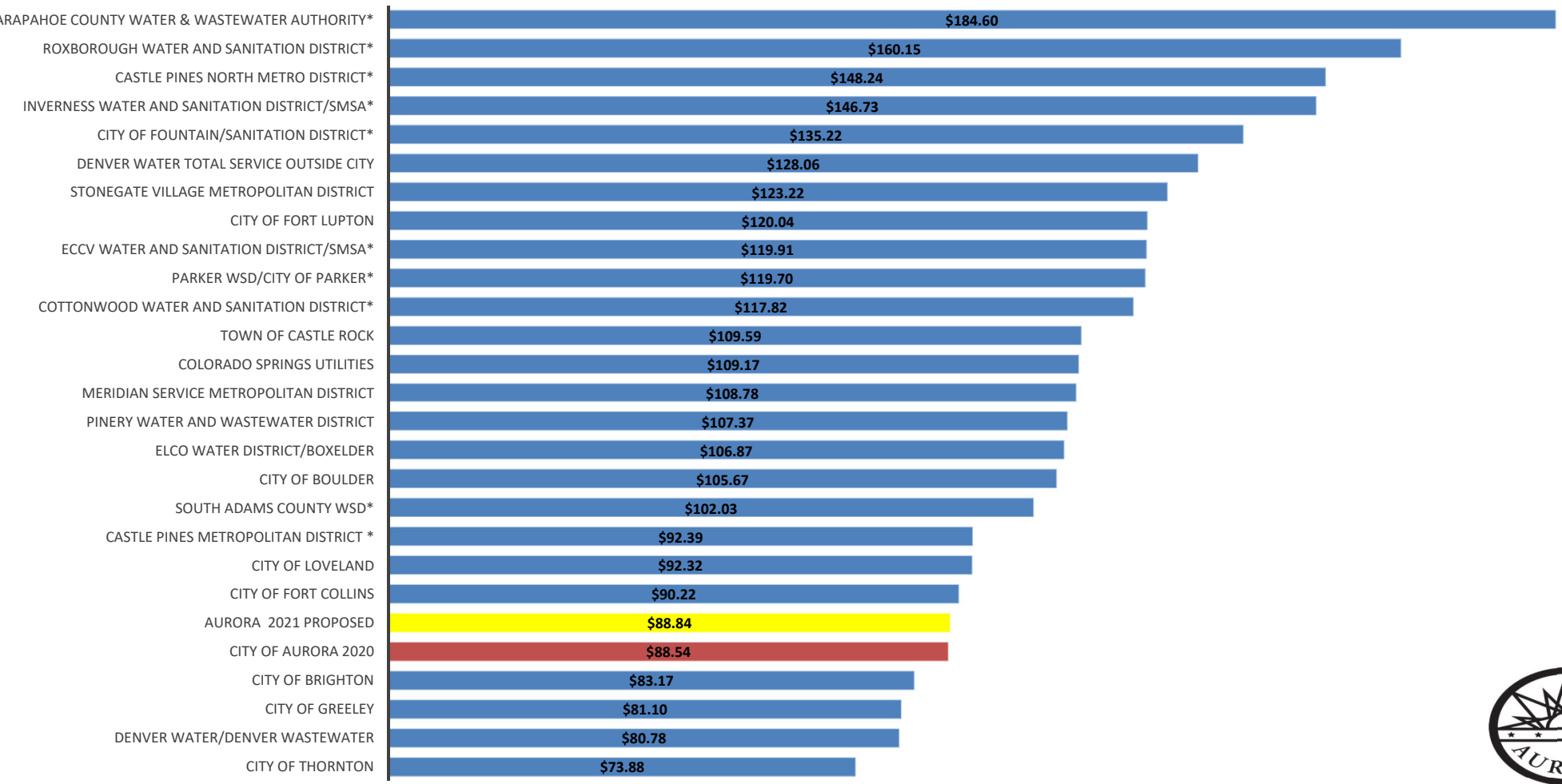
* Change in Residential rate structure

Proposed fee increases 2021

- Water Connection Fee -0%
- Sewer Connection Fee – 0%
- Stormwater Development Fee – 0%



**Monthly Average Water, Sewer & Storm Bill Comparison 2020 -
(88,000 gallons a year, 4 people house , 7,700 sq. ft. lot size, 4,230 Irrigable Area, \$230K Home)**



Looking Ahead 2021 and Beyond

- Continue to work on partnering opportunities for effective regional solutions to water and wastewater challenges (Metro, WISE, etc.) and ensure watershed/source water protection
- WISE Contract - Full delivery portion of contract for 10,000AF starts June 1, 2020
- Continue to monitor long-term water supply availability and plan for the future; continue to look for creative ways to acquire water
- Continue to enhance conservation efforts (new residential rate structure) to make better use of Aurora's existing water supplies
- Anticipate legal and regulatory challenges
- Develop long-term technology strategy to better serve customers and work more efficiently



2021 Proposed Budget

Questions?

